

Girls' High Download Pack

MINI
SWIMMING

How to find us

Girls' High School Pool (Colchester)

Norman Way, Colchester, Essex CO3 3US

What3Words: visit.hunt.input

Please park inside the visitors car park which is on the left side of the road on Norman Way.

Please do not park inside the school grounds.

To enter the pool area, come in through the gate on your left as you approach the school. The pool building is then down the path on the right.

Please arrive 5 mins before your class time to allow enough time for changing. If your class is the first class of the day, the doors will open no earlier than 15 minutes before the class starts.



ENTRANCE GATE



Please park inside the visitors car park which is on the left side of the road on Norman Way.

Please do not park inside the school grounds

To enter the pool area, come in through the gate on your left as you approach the school. The pool building is then down the path on the right.


POOL BUILDING



ENTRANCE





PARENTS' WAITING AREA



HALLWAY TO POOL. NO SHOES BEYOND THIS POINT



LEAVE SHOES HERE



Important Information

As we do not own this pool there are few rules we must abide by so I would like to ask you to read the below carefully.

Changing

Safeguarding reasons we ask that children only enter the changing areas. No adults are to enter the changing areas. You are welcome to bring your child and take them home 'beach ready' if you would prefer or they can use the changing rooms themselves.

Please do not get changed and dried in the entrance lobby and waiting area this cannot happen due to safeguarding and the carpets. Please use the changing rooms provided.


Something like a poncho works well if you wish to take them home to change -

<https://www.amazon.co.uk/kids-poncho-towel/s?k=kids+poncho+towel>

Parents should be in the waiting area not walking around the building or grounds. The school is still in use by staff . We are responsible for you whilst you are there. It is really important that we know where you are.

Teaching

Your child is able to swim unaided, therefore the best place for us to be able to view your child's swimming and be able to assist and guide them further is poolside. All staff will be 'pool ready should they need to get into the water.



Spectators

We do ask that spectators are kept to an absolute minimum. The school had requested no spectators but we love to share with you what the children are learning. So with this in mind, we shall rotate the lanes for spectators so 2 classes can be viewed each week. This means you can watch poolside (if you wish) every other week. Please do not take photos we ask that no electronic devices are to be used poolside by spectators - This is due to safeguarding

You do not need to bring along any equipment with you; we shall supply this all for you.

There is a lobby area for parents with WIFI as well as a hot & cold drinks machine.

Siblings are welcome in the waiting area only (They must be accompanied by an adult)

We ask that 1 adult only per child spectates the class when poolside. No sibling poolside.

We ask that you arrive no more than 5 minutes before your lesson; this is so that the previous class has time to change.

Goggles & Hats

Teachers and parents are forever adjusting goggles. Please ensure that your child can put their own goggles on (a swimming hat makes this a million times easier) and that they are fitted snugly once on. We ask that whenever possible your child wears a swim hat. This is standard for the large majority of swim schools.

Photographs

We take the safeguarding of our swimmers extremely seriously. We ask that there are no phones poolside. Photography or filming is not permitted.

Renewals and bookings

Next term your space will automatically be saved until you have 2 or fewer weeks left on your account. You will get reminders to renew and top up your credits when you have 3 weeks left and again at 2 weeks. You will get an email shortly asking you to register for the home portal for Course Pro. This is how going forward you will see your child's progress and pay for more classes.

We also offer the option to pay by monthly direct debit, if you would prefer to pay this way, just contact the office who can set this up for you.

We provide all equipment with the exception of goggles and swimming hats

We put a lot of updates and notifications on our Facebook page so please follow us for all the latest news, WOW moments, photos and more!

<https://www.facebook.com/MiniSwimming-colchester>

Please see our full terms and conditions on our website:

<http://miniswimming.co.uk/terms-conditions>

We look forward to meeting you